

## **Fall 2011 Prefect Session Data Analysis**

Data Analyst: Liz Llanes ('13, Economics)

### **A substantial portion of Carleton students utilize the prefect program**

- Prefects were assigned to 18 science and social science courses and held over 285 sessions.
- Around 380 students attended a prefect session.
- Approximately 71% of students enrolled in a course with a prefect attended at least one prefect session. Around 16% attended at least half of the offered prefect sessions.
- On average, a student enrolled in a prefect-supported course attended around 3.5 sessions (23% of sessions). For students who attended at least one session, the average was around 5 sessions (32% of sessions).
- The average prefect session had 6.7 students, around 22% of the class in attendance.

### **Students of all class years worked with prefects**

- 39% of all students attending a prefect session were first-year students, 40% were sophomores, 14% were juniors, and 7% were seniors.
- 74% of first-year students, 73% of sophomores, 65% of juniors, and 60% of seniors enrolled in prefect-supported course attended at least one session.
- On average, first-year students attended around 4 sessions, sophomores and juniors attended around 3 sessions, and seniors attended around 2 sessions.

### **Students met with prefects for introductory and advanced science and social science courses**

- 77% of students taking a science course and 64% of students taking a social science course attended at least one prefect session.
- 69% of students in an introductory (100-level) course attended at least one session. 77% of students in an advanced (200-level) course attended at least one session.
- The average science prefect session had 25% of class in attendance. For social science prefect sessions, the average was 20% of class in attendance.
- The average prefect session for introductory courses had 22% of class in attendance. For advanced classes, the average session had 24% of class in attendance.
- 22% of students who attended at least one science prefect session went to at least half of the sessions, while 24% of those who attended at least one social science prefect session did.

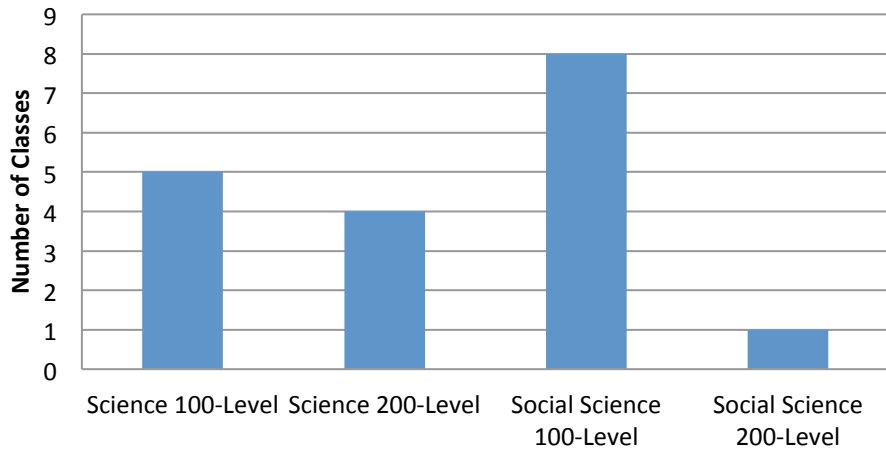
### **Students who attended the first prefect session were more likely to attend future sessions**

- Students who attended the first prefect session attended on average 6.9 sessions (44%). Students who did not attend the first session attended on average 2.1 sessions (14%).
- 30% of students attended their prefect's first session.

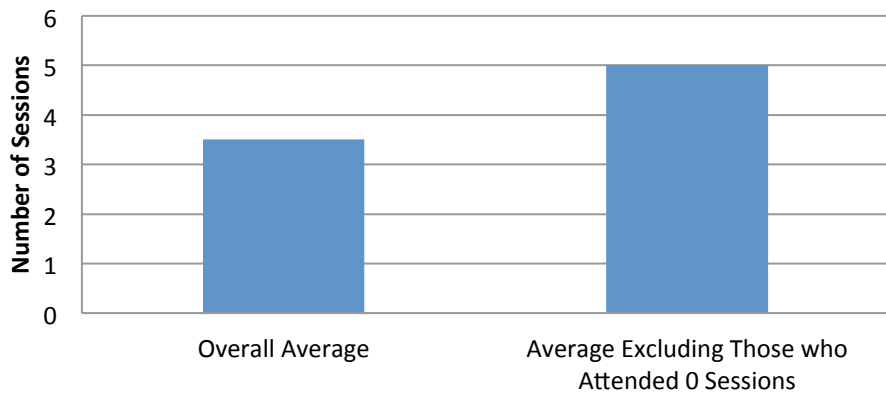
### **Females were more likely to attend sessions**

- 77% of Females attended at least one prefect session compared to 66% of males.
- The average female attended 3.9 sessions (25%), while the average male attended 3.2 sessions (20%).

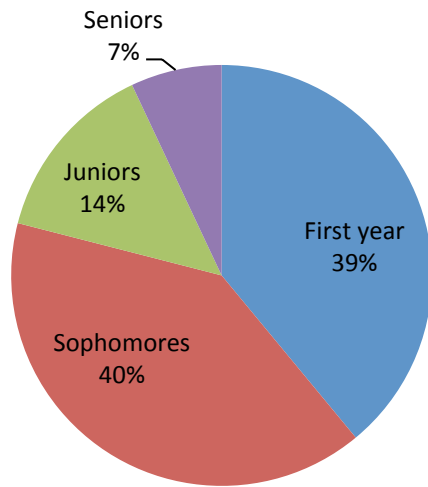
### Classes Supported by Prefects



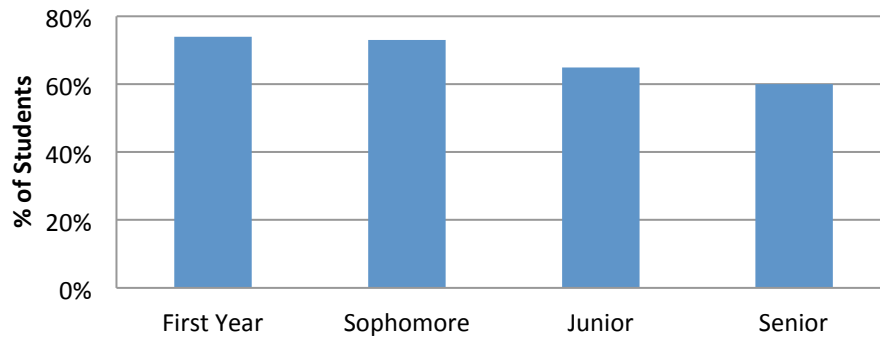
### Average Number of Sessions Attended



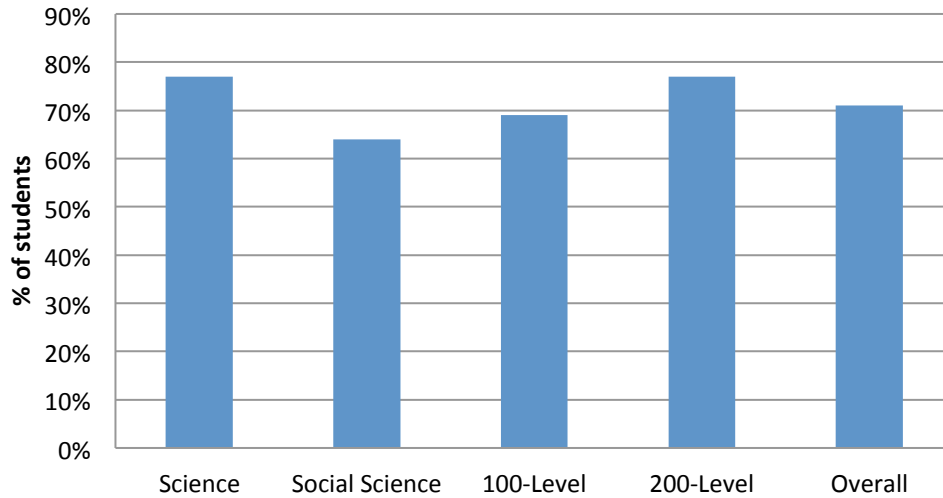
## Students Attending at Least One Prefect Session



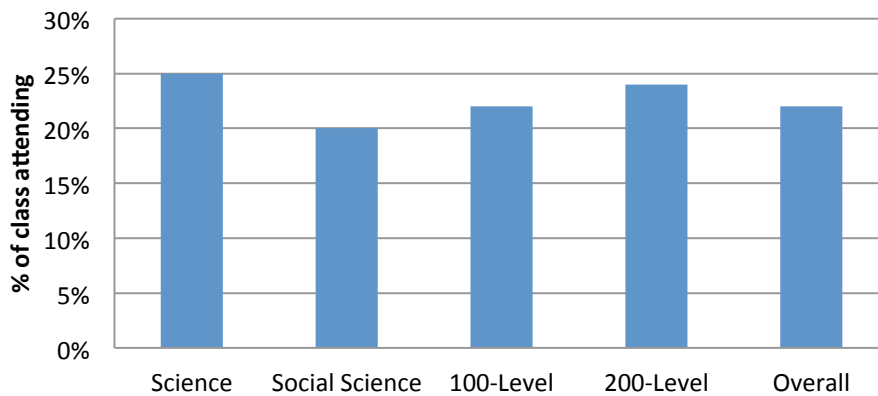
## Percent of Students who Attended at Least One Prefect Session by Class Year



## Percent of Students Attending at Least One Session by Class Type



## Average Prefect Session Attendance by Class Type



# Average Number of Sessions Attended Per Student

