


# Using the Public Network at Carleton

Do you have a Carleton NetID Account? If you do, you can use this account to register your computer on Carleton's Public Network. If you do not have a Carleton account, please contact your campus sponsor for a temporary password.

**Note:** Your computer must be patched up to date and be virus free.

Once you have received a temporary password, go to a location at Carleton where you know there is wireless. Some of these locations include: Sayles Hill Great Space, Sayles Hill Great Hall, the Language and Dining Building, Johnson House, and Headley House.

From your machine, open a web browser. Try to enter any web page ie: [www.carleton.edu](http://www.carleton.edu) You will see this message across the bottom of your screen indicating your computer is trying to find the registration page.



Waiting for registrar.res.carleton.edu...

Your machine might take a short time to look but will then display Carleton's Public Network registration page. This is the public network at Carleton.

Read and **select the "Click here to continue" link.**



**Carleton Network Registration**

**Welcome to Carleton College!**

**Welcome back to Carleton!**

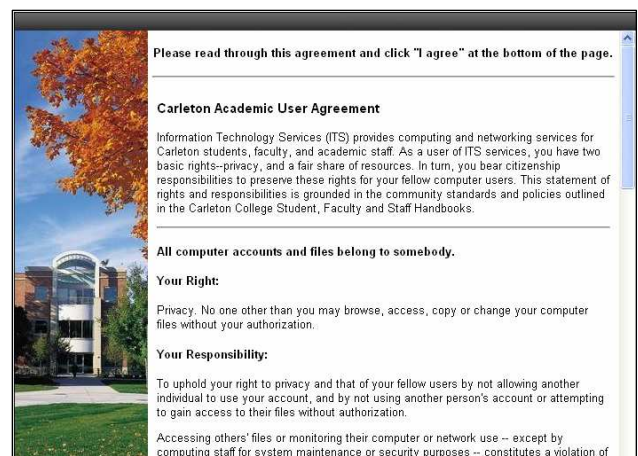
When you come to campus, this system is used to connect your computer to our network. I call it "conspicuous networking." If you have any questions, please feel free to call the friendly and surprisingly witty student workers at the Student Computing Information Center (SCIC - pronounced "Sick") at x4040. If you have any other problems, I suggest watching Dr. Phil at 3:00PM on Channel 4.

This is the webpage where you register your computer for the network.

Before continuing, you must read through the Carleton Academic User Agreement.

[Click here to continue.](#)

Read the second screen which is Carleton's User agreement and scroll to the bottom to **select "I agree"**.



Please read through this agreement and click "I agree" at the bottom of the page.

**Carleton Academic User Agreement**

Information Technology Services (ITS) provides computing and networking services for Carleton students, faculty, and academic staff. As a user of ITS services, you have two basic rights—privacy, and a fair share of resources. In turn, you bear citizenship responsibilities to preserve these rights for your fellow computer users. This statement of rights and responsibilities is grounded in the community standards and policies outlined in the Carleton College Student, Faculty and Staff Handbooks.

**All computer accounts and files belong to somebody.**

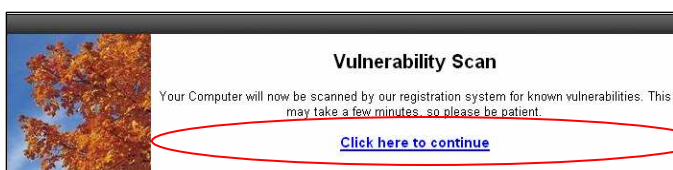
**Your Right:**

Privacy. No one other than you may browse, access, copy or change your computer files without your authorization.

**Your Responsibility:**

To uphold your right to privacy and that of your fellow users by not allowing another individual to use your account, and by not using another person's account or attempting to gain access to their files without authorization.

Accessing others' files or monitoring their computer or network use -- except by computing staff for system maintenance or security purposes -- constitutes a violation of



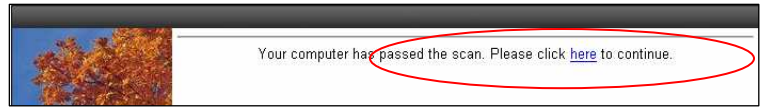
**Vulnerability Scan**

Your Computer will now be scanned by our registration system for known vulnerabilities. This may take a few minutes, so please be patient.

[Click here to continue](#)

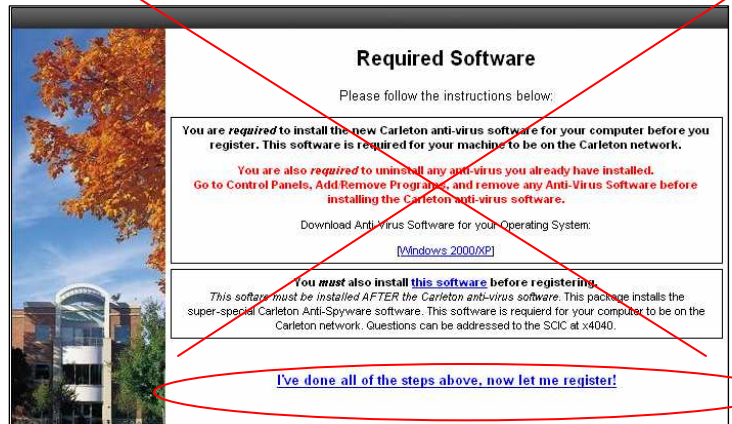
The third screen lets you know the network will be doing a scan of your computer to see if it is free from viruses. **Select the "Click here to continue" link.**

The fourth screen lets you know if you passed the vulnerability scan. If so, you will see the screen to the right and you can **click the link to continue**. If you do not pass the scan, you will see a different screen asking that you download different virus protection software.



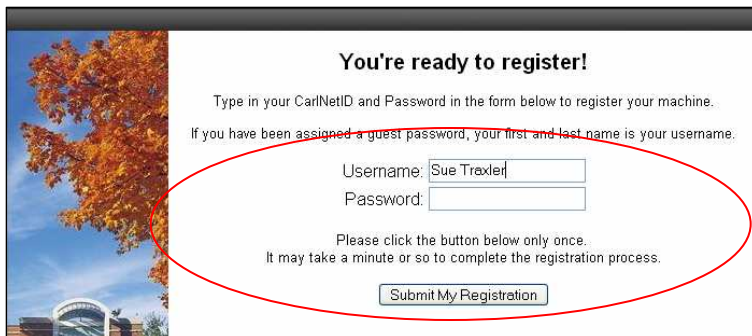
*If you are a visitor, you do not want to download other virus checking software unless you have none. Installing one virus checking software over another can break your machine.*

The fifth screen reviews required software. Most of the text on this screen does not apply to visitors. Your system needs to be patched up to date. We expect you to be running up to date anti virus and anti spyware software.



This screen is intended mostly for our student and employee population. Visitors can continue to use your current anti virus and anti spyware software.

Read the screen and **click the "I've done all the steps above, now let me register" link**.




**Enter your First and Last Name in the Username field** (or your Carleton NetID)

**Enter your assigned Guest Password**

**Click the Submit My Registration button.**

You should then see a screen indicating your registration was successful.



**Reboot your computer** as the screen indicates and you will be ready to browse the web.

If you have questions, please contact your Campus Sponsor.