

# Senior Survey 2007-08

## Summary of Selected Results

Office of Institutional Research & Assessment  
Carleton College

February 09

IRA

1

## About the Survey

---

- Joint effort between Career Center, Institutional Research, Alumni Affairs and ITS
- Included both COFHE Senior Survey items and locally developed questions
- Question format varied between selected response and open ended
- Survey was administered online

February 09

IRA

2

## This Report

---

- Provides summary level information from the results
- Focuses on data from selected response questions
- Complete report available through the IRA Office

## Response Rate

---

- A total of 317 responses were received
- Unknown how many students were asked to complete the survey

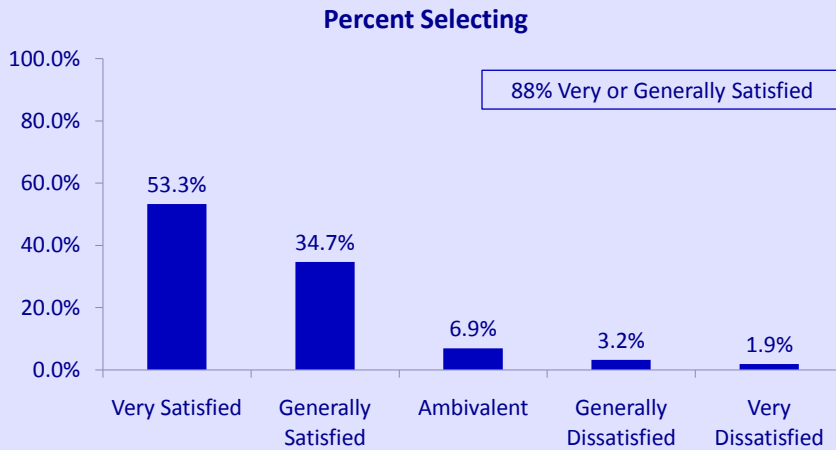
# SENIOR SATISFACTION

February 09

IRA

5

## Overall, how satisfied have you been with your undergraduate education?



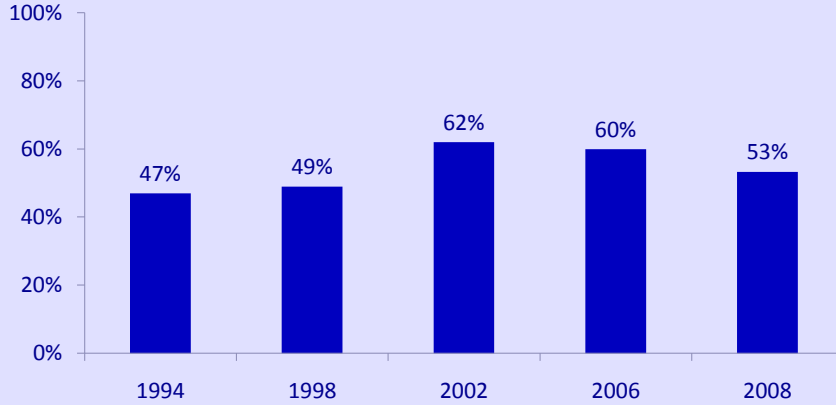
February 09

IRA

6

## Trend: Overall, how satisfied have you been with your undergraduate education?

Percent Selecting Very Satisfied



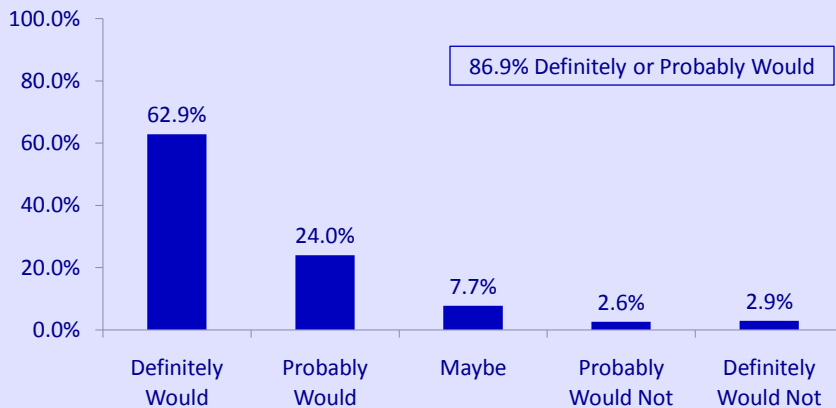
February 09

IRA

7

## Would you encourage a high senior who resembles you when you were a high school senior (same background, ability, interests, and temperament) to attend Carleton?

Percent Selecting



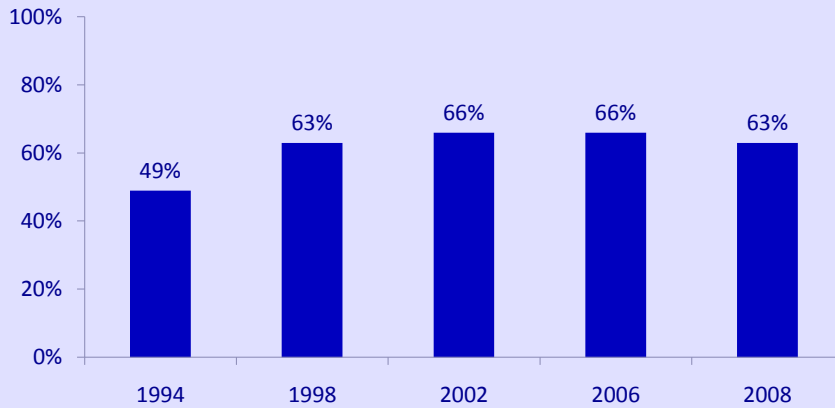
February 09

IRA

8

**Trend: Would you encourage a high senior who resembles you when you were a high school senior (same background, ability, interests, and temperament) to attend Carleton?**

**Percent Selecting Definitely Would**



February 09

IRA

9

**90% or More Seniors were Very Satisfied or Satisfied with...**

Item	Percent Selecting Very Satisfied or Satisfied
Recreational and intramural opportunities	98.9%
Opportunities to participate in extracurricular opportunities	98.7%
Club sport opportunities	98.5%
Size of classes	98.0%
Other courses	97.4%
Laboratory facilities and equipment	97.4%
Library facilities and resources	97.4%
Classrooms	97.4%
Computer facilities and resources	97.3%
Overall quality of instruction	96.8%

February 09

IRA

10

## 90% or More Seniors were Very Satisfied or Satisfied with... (continued)

Item	Percent Selecting Very Satisfied or Satisfied
Out of class availability of faculty	96.7%
Foreign language facilities	96.6%
Courses in your major field	95.4%
Study off-campus or abroad	95.0%
Athletic facilities	94.7%
Tutorial help or other academic assistance	93.8%
Humanities and arts courses	93.4%
Intercollegiate athletic opportunities	92.5%
Extra-curricular speakers, cultural offerings, and events	92.3%
Independent study or self-designed courses	92.1%

February 09

IRA

11

## 90% or More Seniors were Very Satisfied or Satisfied with... (continued)

Item	Percent Selecting Very Satisfied or Satisfied
Student employment program	92.1%
Social science courses	91.7%
Financial services (Business office, student accounts, etc)	91.3%

February 09

IRA

12

## More than a Third of Seniors were Very Dissatisfied or Dissatisfied with...

Item	Percent Selecting Very Dissatisfied or Dissatisfied
Food services	62.8%
Internships	49.7%
Student health services	45.7%
Ethnic/racial diversity of the campus	44.7%
Climate for minority students on campus	44.0%
Student housing office/services	41.5%
Career services	36.8%
Opportunities to participate in research with a faculty member	35.4%
Student government	34.1%

February 09

IRA

13

## Supplementary Questions: Percent Selecting Strongly Agree or Somewhat Agree

Supplementary Question	2007	2008
I had adequate opportunities to do interdisciplinary work	80%	81%
The purpose of the college's requirements was clear to me	85%	78%
My ability to make the ethical decisions has improved	75%	78%
I had adequate opportunities to explore the curriculum before declaring a major	77%	75%
About 1/3 <sup>rd</sup> of Carleton courses are required; this seems about the right number of requirements	73%	75%
Taking fewer courses during my senior year so that I would have more time to explore post-Carleton options would have been a good thing	66%	73%
Requirements introduced me to different forms of inquiry	73%	72%
The skills I learned in my required courses gave me the tools necessary for further academic work	69%	69%

February 09

IRA

14

## Supplementary Questions: Percent Selecting Strongly Agree or Somewhat Agree

Supplementary Question	2007	2008
I have acquired a usable level of a second language during my time at Carleton (including off-campus study)	65%	68%
I have had adequate opportunities to work on "real-life" problems, i.e. problems which many (sic) not have one right answer, in my academic work	76%	68%
Language study has enhanced my global awareness	67%	67%
I anticipate that I will use my second language in my future life and work	62%	60%
Requirements were helpful in giving me a sense of direction when I was a new student	60%	55%
There are a lot of classes I would not have taken at Carleton were it not for requirements	47%	51%

February 09

IRA

15

## Supplementary Questions: Percent Selecting Strongly Agree or Somewhat Agree

Supplementary Question	2007	2008
I wish I had been required to take a course in creative or performing arts at Carleton	46%	47%
Had I been given a choice, I would have substituted a culture class taught in English in lieu of my last language course	33%	39%
My RAD course helped me better understand global issues	42%	39%
My RAD course helped me better understand my own cultural background(s)	29%	28%
A senior portfolio would be a useful way of documenting my college learning	31%	25%
Taking stock of my writing skills at the mid-point of my time at Carleton (the Writing Portfolio) was useful	27%	21%

February 09

IRA

16

## Which of the Five Categories BEST Describes What Will You be Doing in September 2008

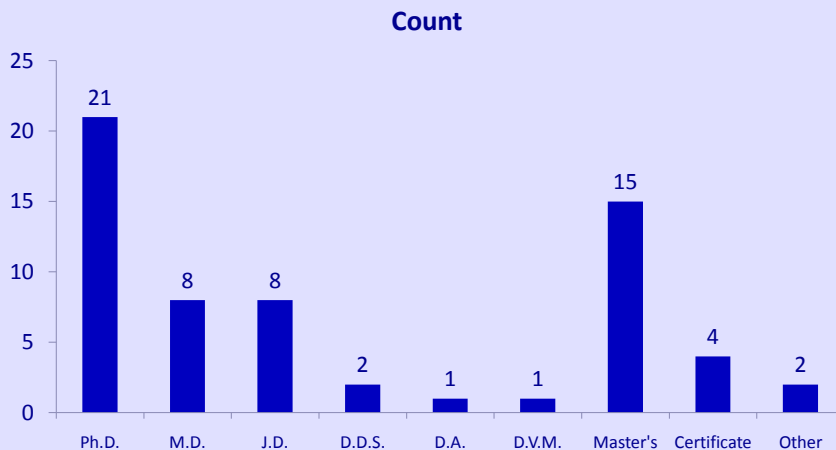
Category	Count	Percent Selecting
Further Education (you have been accepted by a program)	71	22.4%
Employment/Volunteer Services (you have accepted a position)	125	39.4%
Other Plans (Travel, etc.)	21	6.6%
Not employed but seeking employment	100	31.5%
Not employed but not seeking employment		

February 09

IRA

17

## Type of Degree Sought Students Seeking Further Education in Sept. 2008



February 09

IRA

18

## Most Frequently Listed Fields of Study Students Seeking Further Education in Sept. 2008

Field of Study	Count
Medicine	8
Law	7
Chemistry	4
Computer Science	3
Dentistry	2
Education	2
Geology	2
Mathematics	2
Nutrition	2
Physics	2
Public Health	2

February 09

IRA

19

## Most Frequently Listed Name of Institution Attending Students Seeking Further Education in Sept. 2008

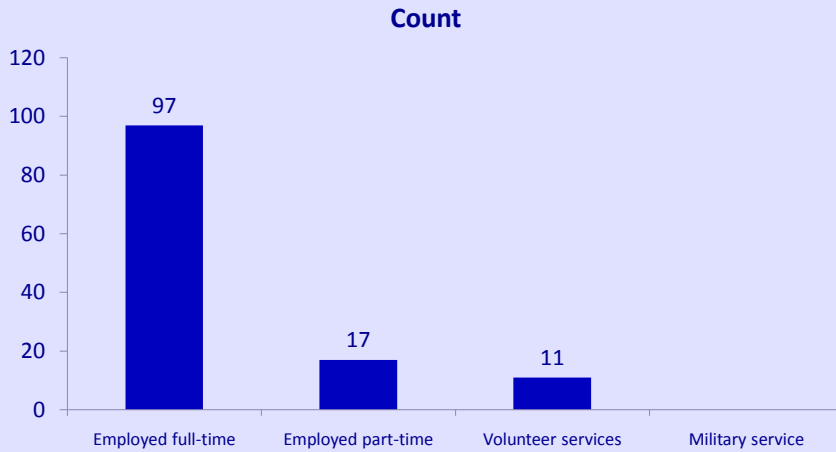
Name of Institution Attending	Count
University of Minnesota	8
Carleton College	4
University of Washington	3
Cornell University	2
Northwestern University	2
Tufts University	2
University of Iowa	2
UW-Madison	2

February 09

IRA

20

## Type of Employment or Service Students Engaging in Employment/Volunteer Services in Sept. 2008



February 09

IRA

21

## Most Frequently Listed Primary Industry or Sector of Employment Students Engaging in Employment in Sept. 2008

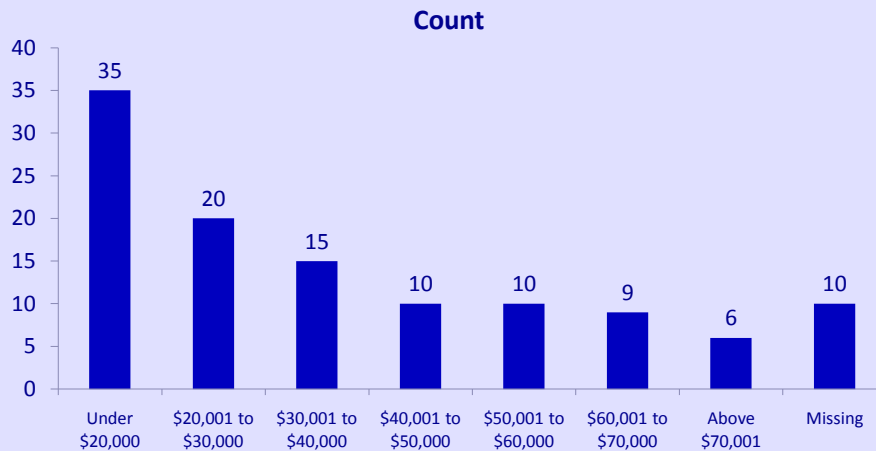
Industry or Sector of Employment	Count
Not reported	49
Research Laboratory	10
Education - Other	6
Other Non-Profit Organization	6
Education – Elementary Schools	5
Education – Secondary Schools	5
Government - Federal	5

February 09

IRA

22

## Reported Salaries Students Engaging in Employment in Sept. 2008



February 09

IRA

23

## Intention to Pursue Additional Education in the Future

Response	Count	Percent
Plan to enroll: within 4 years of graduation	156	49.2%
Plan to enroll: 4 or more years following graduation	10	3.2%
Plan to enroll: no specific time frame	57	18.0%
No plans to pursue additional education at this time		
No response*	77	24.3%

\*In response to a previous question, 70 of these students indicated that they would be pursuing further education beginning September 2008. The corrected figures for Plan to enroll: within 4 years of graduation appear below

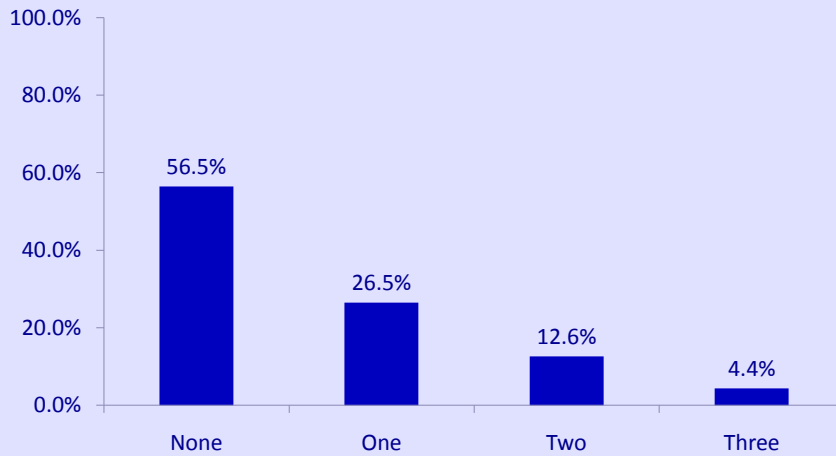
Plan to enroll: within 4 years of graduation	226	71.3%
--	-----	-------

February 09

IRA

24

## Percentage of Respondents by Number of Internships Reported

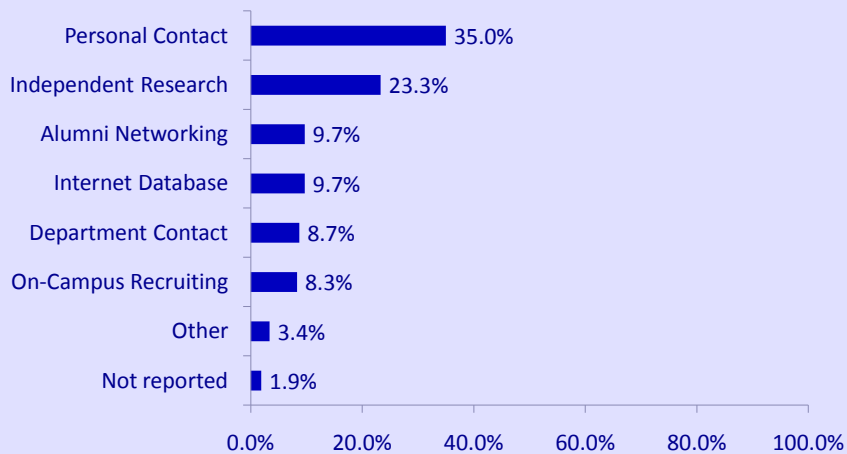


February 09

IRA

25

## How Internship was Located by Percentage of Respondents Selecting



February 09

IRA

26

## Your Analysis, Please

---

- What was surprising or didn't fit with your perception of Carleton?
- What were strengths of Carleton that should be maintained?
- What was worrisome that should be addressed?
- Who else should see this information and how?