

SEXUALLY TRANSMITTED INFECTIONS IN MINNESOTA TEENS¹

It is estimated that over 15 million sexually transmitted infections (STIs) occur every year in the United States; 4 million of those are in teenagers.² This number is the highest in any of the developing countries. The U.S. rate of gonorrhea in teens is 74 times higher than the teen rate in the Netherlands or France, 10 times higher than in Canada, and 7 times higher than in England.³ The chlamydia rate in U.S. teens is 20 times higher than it is in France, 5 times higher than in England, and twice as high as Canada's teen rate.³ In the United States, women aged 15-19 have the highest age-specific chlamydia rates at 25.4 cases per 1,000 women. Although they have rates significantly lower than women, men aged 15-19 were still among the highest in the U.S. at 3.8 cases per 1,000 men.⁴ These trends hold true for Minnesota where teenagers have the highest rates of any age group. Females are disproportionately affected for both chlamydia and gonorrhea (Figures 1 and 3). Chlamydia and gonorrhea are shown here because they are the most prevalent STIs in Minnesota.

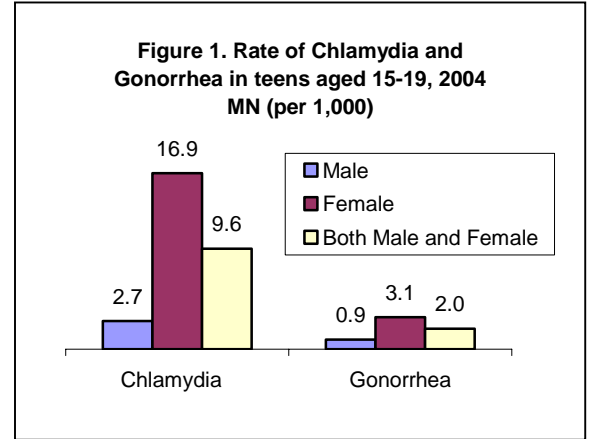


Figure 2. Numbers of Cases of Chlamydia and Gonorrhea in MN, 1992-2004

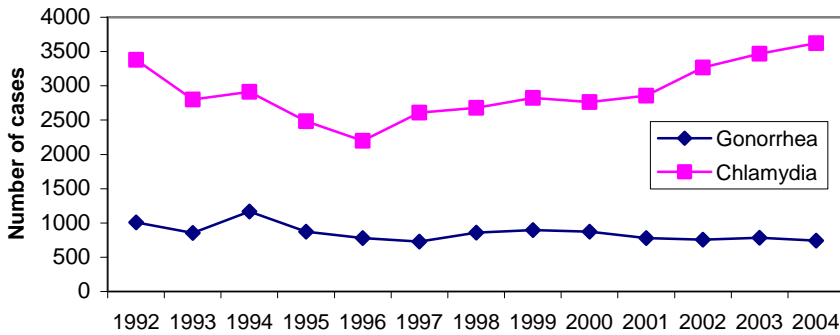
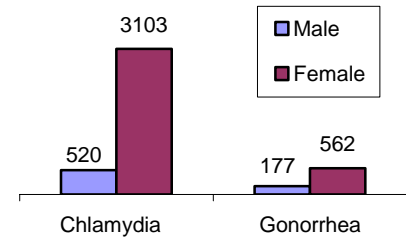
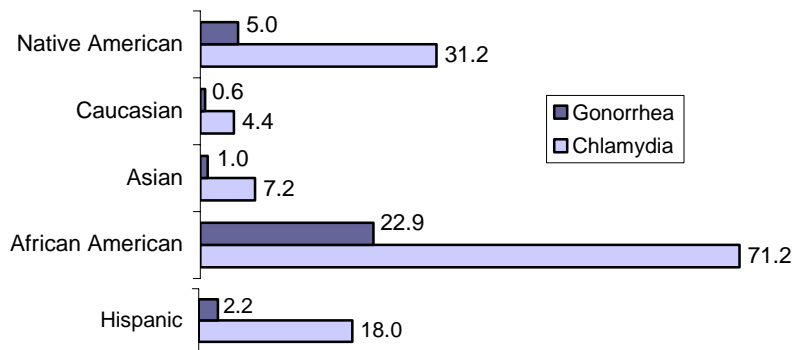


Figure 3. Number of Chlamydia and Gonorrhea cases in teens aged 15-19, 2004 MN



STIs affect some groups disproportionately. In the U.S. in 2001, 15-19 year old African American women had a chlamydia rate nearly seven times the rate of white 15-19 year old women (84.83 versus 12.76 cases per 1,000).^{4,5} 15-19 year old African American men had a chlamydia rate twelve times higher than white 15-19 year old men (15.50 versus 1.28 cases per 1,000).^{4,5} Some studies indicate chlamydia infection in 18% of street youth and 15% of young women in juvenile detention facilities.^{4,5} Minnesota rates of chlamydia and gonorrhea by race and ethnicity are shown in Figure 4.

Figure 4. Rate of Chlamydia and Gonorrhea in teens aged 15-19, by Race and Ethnicity, Minnesota 2004 (per 1,000)



¹ Minnesota Department of Health, STD & HIV Section, 2006.

² Eng TR, Butler WT, ed. *The Hidden Epidemic: Confronting Sexually Transmitted Diseases*. Washington, DC: National Academy Press, 1997

³ Panchaud C et al. Sexually transmitted diseases among adolescents in developed countries. *Fam Plann Perspect* 2000; 32:24-32+

⁴ CDC. *Sexually Transmitted Disease Surveillance, 2001*. Atlanta, GA: Author, 2002

⁵ Alford, Sue. *Advocates for Youth*, January 2003